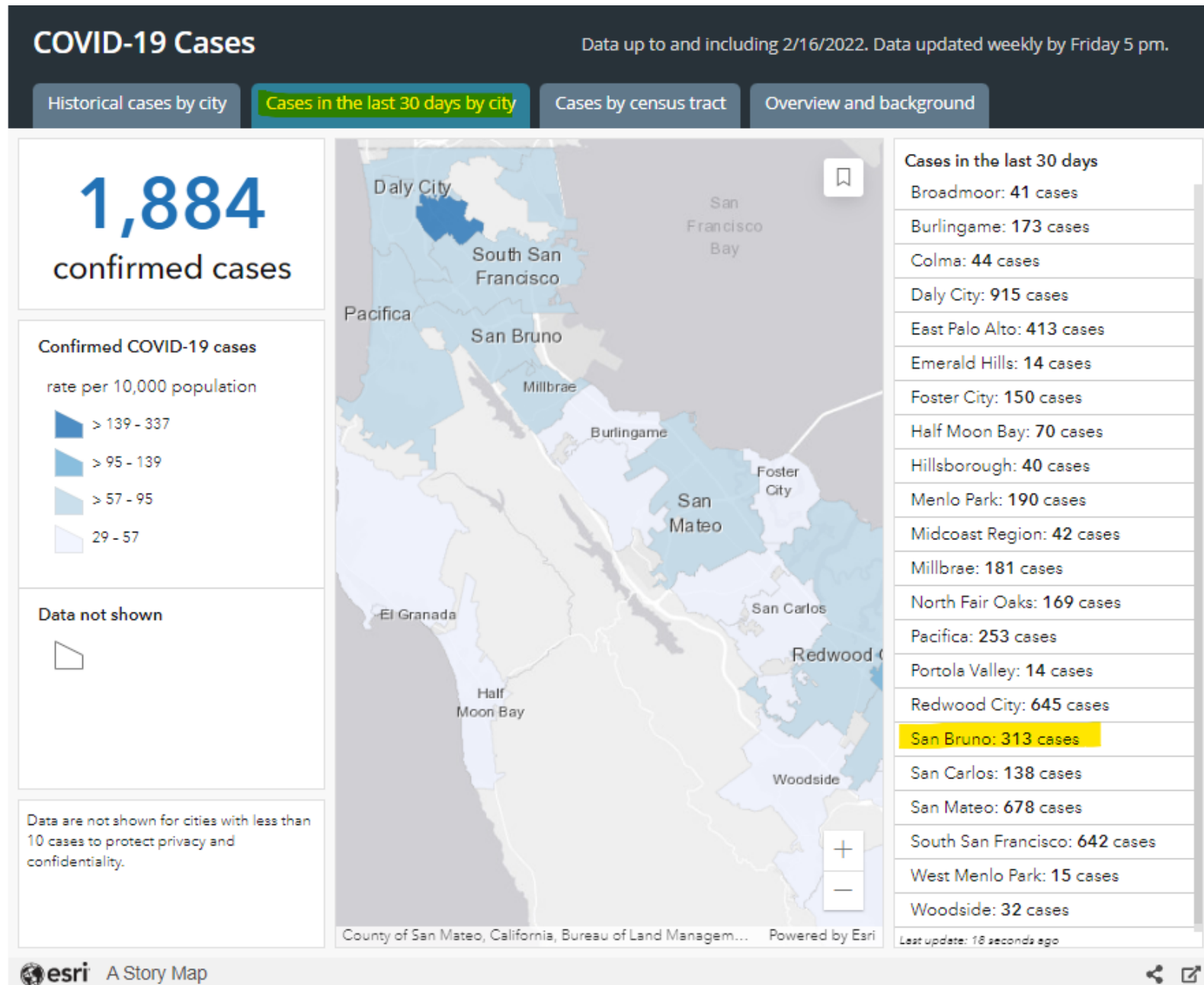


Because of limited testing capacity, the number of cases detected through testing represents only a small portion of the total number of likely cases in the County. COVID-19 data are reported as timely, accurately, and completely as we have available. Data are updated as we receive information that is more complete and will change over time as we learn more. Cases are lab-confirmed COVID-19 cases reported to San Mateo County Public Health by providers, commercial laboratories, and academic laboratories, including reporting results through the California Reportable Disease Information Exchange. A lab-confirmed case is defined as detection of SARS-CoV-2 RNA in a clinical specimen using a molecular amplification detection test. Cases are counted by episode date; episode date is defined as the earliest of: case symptom onset date, sample collection date, date of laboratory result, or date of death. Deaths reported in this dashboard include only San Mateo County residents; death data last updated February 15, 2023.



COVID 19 Vaccinations of San Mateo County Residents


as of 2/15/2023

 **730,709**

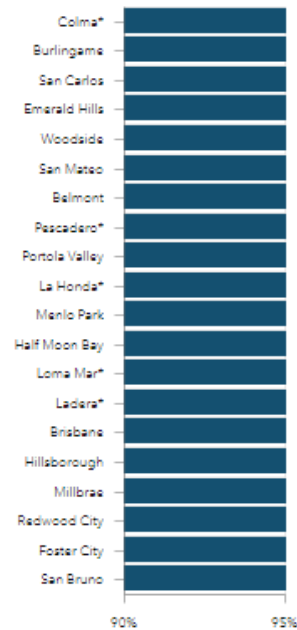
Individuals with at least 1 dose

COVID 19 Vaccinations

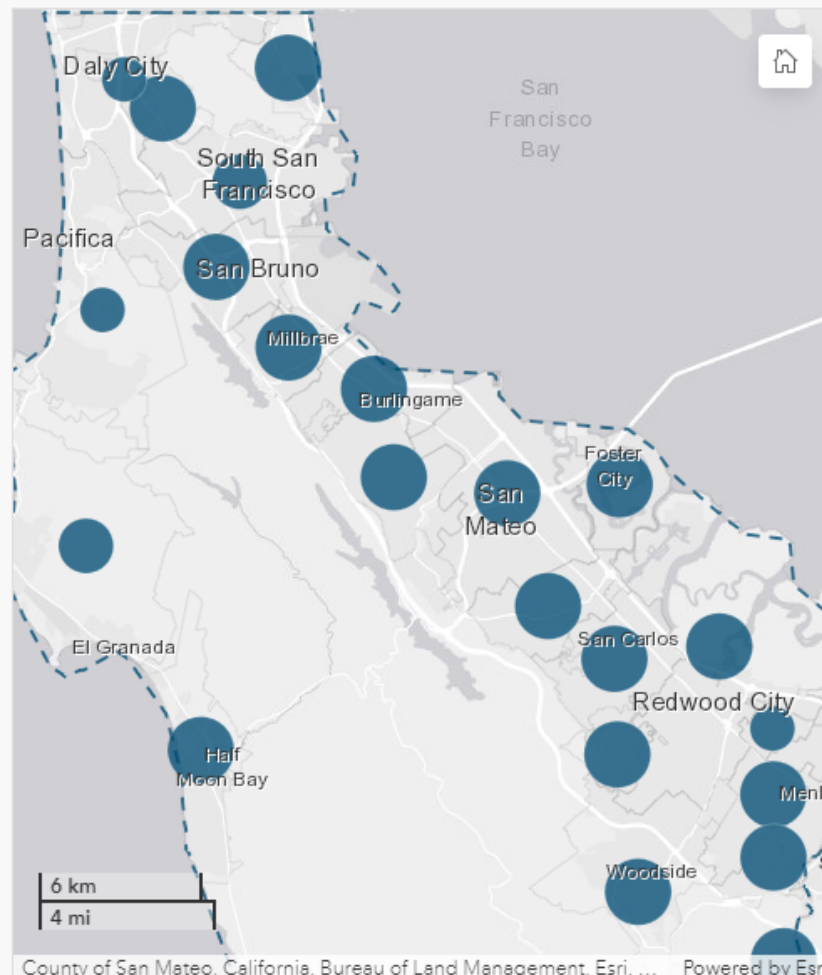
% Vaccinated



Top 20 Vaccinated Cities (% Vaccinated)



Vaccinations by city are calculated by geocoding and aggregating self-reported addresses by city or town. In instances where geocoding is not possible (due to missing street addresses), counts of self-reported city of residence are aggregated with counts of geocoded addresses. Vaccinations with addresses that are not successfully geocoded or where city of residence is missing cannot be assigned to a corresponding city. For geographies with smaller populations, such as Pescadero, there is some likely inaccuracy in calculated vaccination rates due to geocoding errors and instability of vaccination counts and population counts. Please interpret this map with caution.



% Vaccinated

East Palo Alto: 88.4%
Emerald Hills: >95%
Foster City: >95%
Half Moon Bay: >95%
Hillsborough: >95%
La Honda*: >95%
Ladera*: >95%
Loma Mar*: >95%
Menlo Park: >95%
Midcoast Region: 90.2%
Millbrae: >95%
North Fair Oaks: 89.2%
Pacific: 89.4%
Pescadero*: >95%
Portola Valley: >95%
Redwood City: >95%
San Bruno: >95%
San Carlos: >95%

[Click here for vaccination rates for 10+, 16+, and 65+](#)

*Population estimates are less precise for towns with small populations. The vaccine eligible population may be higher or lower than the ACS estimate.

County Population 5+ years: 774,990

Population Source: Census Bureau, 2019 American

Note

About

Total Individuals Vaccinated
730,709
 as of
 2/15/2023

County Population: 774,990
 % Vaccinated: **94%**
 % Series Completed: **86%**
 %5+ years 1st Additional/Booster dose: **64%**
 %50+ years 2nd Booster dose: **38%**
 %65+ years 2nd Booster dose: **46%**

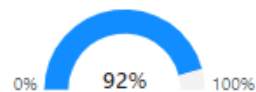
Date Administered
 from

8/1/2020 2/15/2023



Individuals Who Completed
 Vaccination Series
669,462

% Completed Vaccination Series of
 those with at least 1 dose



Total Vaccine Doses Administered
2,234,284

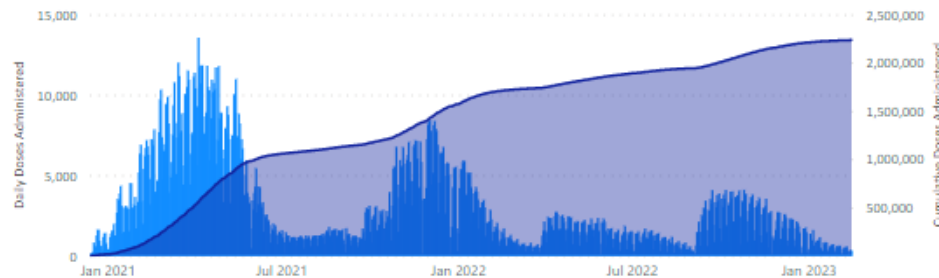
Vaccinations administered as part of federal health care organizations or programs such as the Department of Veterans Affairs (VA) report to federal immunization systems, may not report into CAIR2, and may not be included in vaccination numbers on the dashboard.

COVID 19 Vaccinations of San Mateo County Residents

Vaccinations for San Mateo County residents are reported to SMC Public Health via the California Immunization Registry (CAIR2). COVID-19 vaccine administration data are reported as timely, accurately, and completely as data become available. Previous data will change as new and updated data are received.

Vaccine Doses Administered by Date

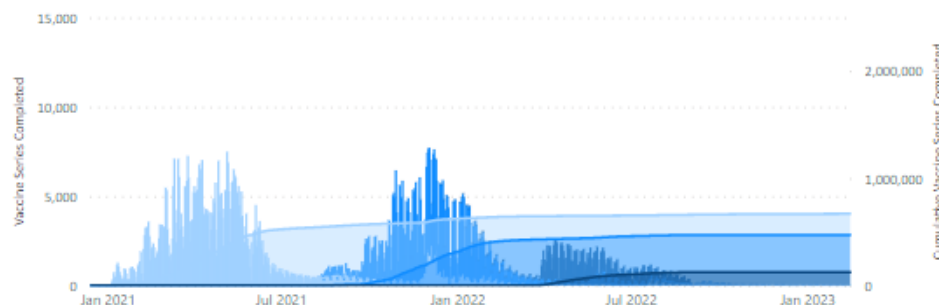
● Vaccine Doses Administered ● Cumulative Vaccine Doses Administered



Note: Vaccine Doses Administered by Date includes any doses administered to residents.

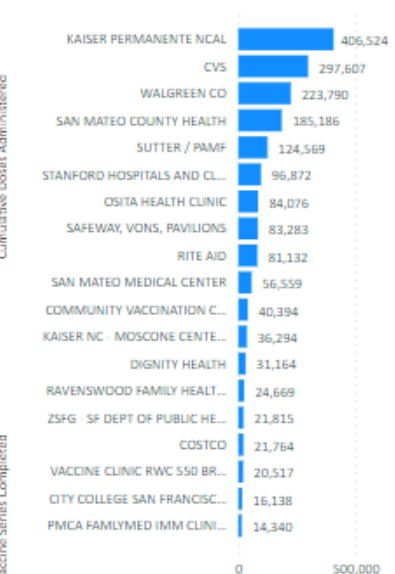
Recipient Vaccination Status by Date

● Series Completed ● 1st Additional/Booster ● 2nd Booster ● Cum. Series Completed ● Cum. 1st Additional/Booster ● Cum. 2nd Booster



Note: Vaccination Series Completed represents those who have received the second dose of a two dose vaccine (Pfizer and Moderna) and those who have received one dose of a single dose vaccine (Janssen). Additional/Booster Doses include additional doses for immunocompromised individuals and booster doses. Data for boosters are preliminary and subject to revision.

Vaccines Administered By



Vaccines Administered

